
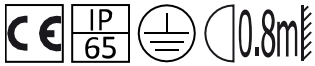


RACING

LED

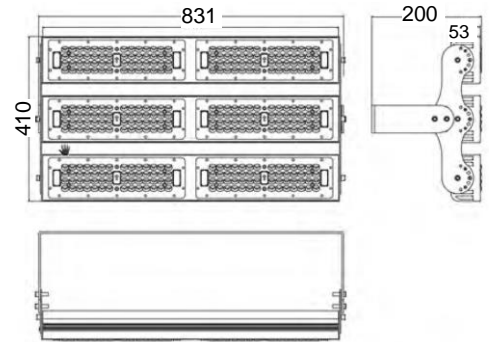
Luminaria especialmente diseñada para la iluminación de grandes áreas, instalaciones deportivas, zonas portuarias, iluminación desde postes altos, etc.



LED SMD 3030.
Ópticas de 20°, 30° y 60°.
Potencia: 600W.
CRI ó Ra > 70
Temperatura de color: 5000K
Eficiencia > 124 lm/W
Flujo Luminoso: 74676lm (20°),
76672lm (30°),
76672lm (60°).



Driver Meanwell
AC 100-340V
Factor de potencia > 0.95

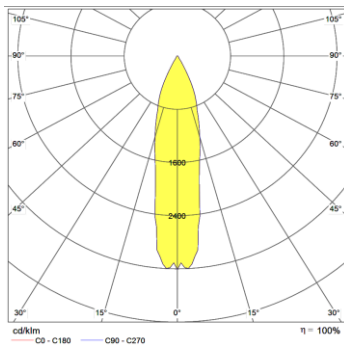


9040050.3 600W 20° 5000K Gris

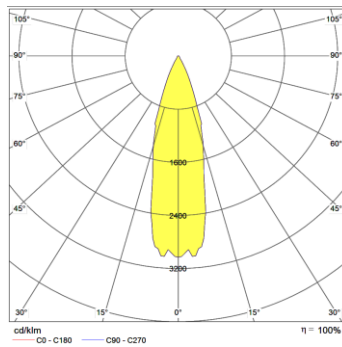
9040150.3 600W 30° 5000K Gris

9040250.3 600W 60° 5000K Gris

20°



30°



60°

